

# MSY-G SERIES

# MSZ-G SERIES



The standard model MSZ-G units provide excellent energy savings and operation is impressively silent. A vast series line-up is ready to ensure comfortable room environments in response to your air conditioning needs.

## Wide Line-up

Five different indoor units (Model 25-71) are available to meet your diversified air conditioning needs.

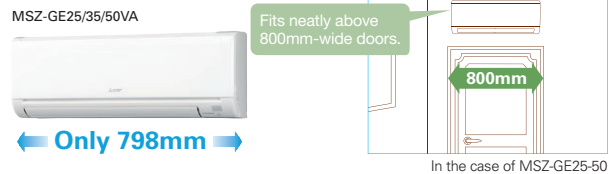


MSZ-GE25/35/50VA

MSZ-GE60/71VA

## Stylish and Compact

An elegant, high-quality look is achieved through the new stylish design adopted for indoor units. The simple ergonomic square shape and pure white color express a sense of sophistication that matches well with virtually any interior décor.



## Quiet Operation



25-35  
Only  
19dB

A "Silent Mode" setting has been added to the fan speed settings, ensuring super-quiet operation below 20dB for model sizes 35 and under. Perfect for the bedroom; it's so quiet you'll check to see if it's on.

## Nano Platinum Filter

Nano  
Platinum

This filter incorporates nanometre-sized platinum-ceramic particles that generate stable antibacterial and deodorising effects. The size of the three-dimensional surface has been increased as well, enlarging the filter capture area. These features give the Nano Platinum Filter of the MSZ-GE60/71 models better dust collection performance than conventional filters. The superior air-cleaning effectiveness raises room comfort yet another level.



Type		Cooling Only				
Model Name		MSY-GE10VA	MSY-GE13VA	MSY-GE18VA	MSY-GE24VA* <sup>1</sup>	MSY-GE26VA
Power Supply (V/Phase/Hz)		Outdoor (230/Single/50)				
Cooling	Air Volume	4.2 - 4.9 - 6.7 - 8.9 - a 11.4	4.2 - 4.9 - 6.7 - 9.2 - 12.8	6.5 - 7.8 - 9.6 - 11.8 - 15.1	N/A - 9.7 - 13.3 - 15.4 - 17.9	9.7 - 11.5 - 13.3 - 15.4 - 17.9
	SPL	19 - 21 - 29 - 36 - 40	19 - 22 - 30 - 36 - 45	28 - 33 - 38 - 44 - 49	N/A - 30 - 40 - 45 - 49	30 - 37 - 41 - 45 - 49
Operating Current (max.)		0.22	0.29	0.39	0.55	0.55
Dimensions HxWxD		295 - 798 - 232	295 - 798 - 232	295 - 798 - 232	325 - 1100 - 238	325 - 1100 - 238
Weight		10	10	10	16	16
Ext.Piping		6.35/9.52		6.35/12.7	9.52/15.88	

\*SHi : Super High  
\*<sup>1</sup> Functions and specification may differ depending on the market. \*<sup>2</sup> Smart Set is available for MSY-GE10/13/18VA.



Type		Heat Pump				
Model Name		MSZ-GE25VA	MSZ-GE35VA	MSZ-GE50VA	MSZ-GE60VA	MSZ-GE71VA
Power Supply (V/Phase/Hz)		Outdoor (230/Single/50)				
Cooling	Air Volume	4.1 - 4.8 - 6.7 - 9.1 - 11.3	4.1 - 4.8 - 6.7 - 9.1 - 12.7	6.5 - 7.8 - 9.6 - 11.9 - 15.1	9.8 - 11.3 - 13.4 - 15.6 - 18.3	9.7 - 11.5 - 13.3 - 15.4 - 17.8
	SPL	19 - 21 - 29 - 36 - 42	19 - 22 - 30 - 36 - 43	28 - 33 - 38 - 44 - 49	29 - 37 - 41 - 45 - 49	30 - 37 - 41 - 45 - 49
Heating	Air Volume	4.1 - 4.8 - 6.6 - 9.1 - 11.5	4.1 - 4.8 - 6.7 - 9.1 - 11.5	6.5 - 7.9 - 9.6 - 12.2 - 14.5	9.8 - 11.3 - 13.4 - 15.6 - 18.3	10.2 - 11.5 - 13.3 - 15.4 - 17.8
	SPL	19 - 21 - 29 - 36 - 42	19 - 22 - 30 - 36 - 42	28 - 33 - 37 - 43 - 48	29 - 37 - 41 - 45 - 49	30 - 37 - 41 - 45 - 49
Operating Current (max.)		0.4	0.4	0.5	0.5	0.5
Dimensions HxWxD		295 - 798 - 232	295 - 798 - 232	295 - 798 - 232	325 - 1100 - 238	325 - 1100 - 238
Weight		10	10	10	16	16
Ext.Piping		6.35/9.52		6.35/12.7	6.35/15.88	

\*SHi : Super High